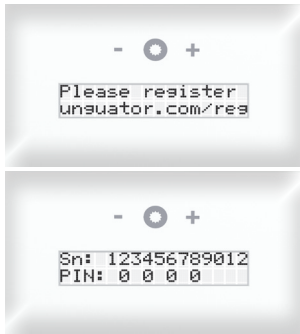



## Quick - Start

### How to register your gako unguator EMP device




- Go to **unguator.com/reg**
- Enter the 12 digit serial number
- Enter the four digit unlock PIN on your device  
--> review chapter 3

### Display handling



- Touch panel with minus button (left)  
gako button (middle)  
plus button (right)
- start display shows jar size, mixing time and mixing speed
- After pushing the gako button for two seconds the lift arm moves automatically into the mounting position  
--> review chapter 3

### Lift arm with integrated quick-lock coupling



- Hold the gako logo on top of the jar to the front; insert the mixing shaft directly from the front into the lift arm
- Insert the mixing unit from below
- Fix the jar with a slight turn counterclockwise (about a quarter turn) into the lift arm and push the gako button

--> review chapter 4